

## TECHNICAL DATASHEET


### ClearCoat

#### DESCRIPTION

2K high-gloss acrylic varnish, which offers excellent properties regarding mechanical requirements and weather influences. The Flash Clear Coat is the final applied component / varnish.

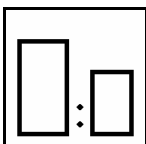
Through the addition of the special Flash Magic pigments, all colour nuances you imagine can be achieved on nearby every surface.

#### SUBSOIL



As the subsoil the Chrome Paint is used – take care that this coat is already cleaned from overspray with a soft microfibre cloth.

#### MIXING RATIO



Clear Coat

2 parts

Hardener for Clear Coat

1 part

**MIXING 2:1**

Flash Thinner **NORMAL**


20% to 30%


Pot life :

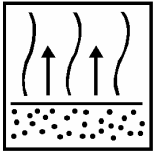
8 to 10 hours



Viscosity :

Test DIN4 at 20°C 18 – 22 sec.

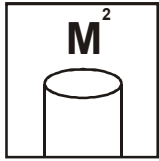
<p><b>COAT OF THE SUBSOIL</b></p> 	<p>The surface has to be cleaned before applying the Clear Coat.</p> <p>Conventional Paint Spray Gun:</p> <p>HVLP / LVLP Paint Spray Gun:</p>	<p>Nozzle Size : 1,2 – 1,5mm Air pressure : 3,0 – 4,0 bar</p> <p>Nozzle Size : 1,2 – 1,5mm Air pressure : 2,0 – 3,0 bar</p> <p><b><i>Please pay attention also to the specifications from the manufacturer of your paint spray gun</i></b></p>
---	---	--

<p><b>VARNISHING</b></p> 	<p>Applied Coats : 2</p> <p>Layer thickness : 20 to 35 µm (microns) dry coat</p>
---	--

<p><b>DRYING TIME between COATS</b></p> 	<p>5 to 10 minutes at a room temperature at approx. 20 °C</p>
---	---

<p><b>DRYING</b></p>  	<p>Air drying at approx. 20 °C :</p> <p>Drying in the oven at approx. 60 °C :</p> <p>Fast drying with Infrared drying :</p>	<ul style="list-style-type: none"> <li>▪ Dust-Dry after 2 to 3 hr.</li> <li>▪ Finger-Dry after approx. 6 hr.</li> <li>▪ Suitable for varnishing after minimally 36 hours</li> </ul> <p>1 hour</p> <p>Approx. 15 minutes</p>
--	---	---

## CONSUMPTION



Theoretical consumption: 13 - 15 m<sup>2</sup> / litre at 20 µm (microns) dry coat  
*In each case it depends from the number of the applied layers*

## SAFETY



During the processing the usual protective clothing has to be used  
(Respiratory protection, hand guard, coating-suit, etc.)

## STORAGE



Store the products at a well ventilated, cool and dry place.  
Keep them also away of heat springs, fire, etc.

***Determined only for the professional use.  
Pay attention also to the regulations from the security data sheet.***

**In the case of questions and/or stimulations please feel free to contact us:**

### **FashionPaint USA**

3651 Lindell Road  
Suite D #245  
Las Vegas, NV 89103  
Tel: (702) 387-7200  
Fax: (702) 387-7207  
Web: [www.fashionpaintusa.com](http://www.fashionpaintusa.com)  
Email: [info@fashionpaintusa.com](mailto:info@fashionpaintusa.com)

### **BLIK d.o.o**

Ulica Jožeta Jame 14  
1000 Ljubljana  
SLOVENIA  
Tel : 01/ 518 71 75  
Fax : 01/ 518 71 76  
Web: [www.flashchrome.eu](http://www.flashchrome.eu)  
Email: [info@flashchrome.eu](mailto:info@flashchrome.eu)