



TECHNICAL DATASHEET

FlashChrome


DESCRIPTION

Special developed Chrome Paint as an interlayer, for the obtaining of a chrome effect or for the obtaining of a colour nuance of polished metal.

This Chrome Paint was developed to be applied on top of the 2K Black Base Coat. Subsequently the Chrome Paint should be varnished with the 2K Flash Clear Coat to be protected.

In order to achieve optimal results it is indispensable to pay attention to the instructions and to follow them.

SUBSOIL



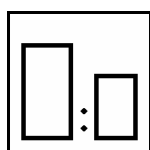
- 2K high gloss Black Base Coat
very well ventilated / cured and free of any dust nibs

- do not touch the Black Base Coat with fingers

Please don't use alcohol, silicone removers or other degreasing cleaners.


Please also don't use any other subsoil's that are not included in the product range of FlashChrome, to avoid problems during and after painting.

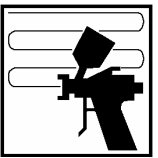
MIXING RATIO

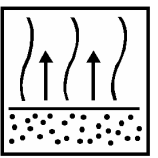


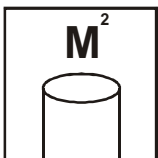
The product is ready to use



VISCOSITY: Test DIN4 at 20 °C 10 sec.


<p>COAT OF THE SUBSOIL</p> 	<p>The surface has to be absolutely clean before applying the Chrome Paint.</p> <p>Conventional Paint Spray Gun :</p> <p>HVLP / LVLP Paint Spray Gun :</p> <p>Airbrush :</p> <p><i>We recommend the Paint Spray Gun:</i> OPTIMA 650 LVLP Nozzle Size 0,8mm</p>	<p>Nozzle Size : 0,8 – 1,2mm Air pressure : 3 – 4 bar</p> <p>Nozzle Size : 0,5 – 1,0mm Air pressure : 2,5 – 3,5 bar</p> <p>Nozzle Size : 0,2 – 0,6mm Air pressure : 1,0 – 1,5 bar</p> <p>Please pay attention also to the specifications from the manufacturer of your paint spray gun</p>
---	---	--


<p>VARNISHING</p> 	<p>Coats : 2 to 4 fogged coats – please wipe of between every coat the overspray with a microfiber cloath</p> <p>Layer thickness : 2 – 3 (microns) dry coat</p>
--	---

<p>DRYING TIME between COATS</p> 	<p>3 to 5 minutes at a room temperature at approx. 20 °C</p>
--	--

<p>CONSUMPTION</p> 	<p>Theoretical consumption: 12 - 20 m²/ ltr. at 2 µm (microns) dry coat</p> <p><i>In each case it dependents from the number of the applied layers</i></p>
---	---

<p>DRYING</p>  	<p>Air drying at approx. 20 °C :</p> <p>Drying in the oven at approx. 60 °C :</p> <p>Fast drying with Infrared drying :</p>	<ul style="list-style-type: none"> ▪ Dust-Dry within seconds ▪ Finger-Dry within seconds ▪ Suitable for varnishing after 120 minutes <p>30 minutes</p> <p>Approx. 15 minutes</p>
--	---	---

<p>SAFETY</p> 	<p>During the processing the usual protective clothing has to be used (Respiratory protection, hand guard, coating-suit, etc.)</p>
---	--

<p>STORAGE</p> 	<p>Store the products at a well ventilated, cool and dry place. Keep them also away of heat springs, fire, etc.</p> <p><i>Determined only for the professional use. Pay attention also to the regulations from the security data sheet.</i></p>
---	--

In the case of questions and/or stimulations please feel free to contact us:

FashionPaint USA

3651 Lindell Road
Suite D #245
Las Vegas, NV 89103
Tel: (702) 387-7200
Fax: (702) 387-7207
Web: www.fashionpaintusa.com
Email: info@fashionpaintusa.com

BLIK d.o.o

Ulica Jožeta Jame 14
1000 Ljubljana
SLOVENIA
Tel : 01/ 518 71 75
Fax : 01/ 518 71 76
Web: www.flashchrome.eu
Email: info@flashchrome.eu